

Chapter ATCP 29
APPENDIX A

This is an example of a notice that complies with ss. ATCP 29.55(2) and 29.56(2):

NOTICE TO CUSTOMER

Before we apply any pesticides to your property, we will provide you with any of the following information that you request:

- The common chemical or brand name of each pesticide that may be applied.
- A copy of the pesticide label for each pesticide that may be applied. The label will tell you the pesticide active ingredient, use directions and safety precautions.
- Each date on which pesticides will be applied.
- A contact name, address and telephone number where you can obtain further information about the pesticide application.

If you want this information in writing, we will provide it free of charge before we make the application. Whether or not you ask for this pre-application information, we will provide you with the following information when we complete the application:


- The name, license number and certification number of the individual who made or directly supervised the application.
- The name and location of the pesticide application.
- The chemical name, brand name and EPA registration number of each pesticide applied.
- The amount of pesticide applied.
- The date and time of the pesticide application.
- Any post-application precautions which you should observe.
- A free copy of the pesticide label (if requested).

We will notify residents of pesticide applications to living areas, and will post warning signs for lawn care applications, as required by law.

Chapter ATCP 29

APPENDIX B

A warning sign under s. ATCP 29.56(4) shall contain the following information, printed in the following format:


**PRINT SIZE:**

- "Pesticide Application/Please Keep Off" — 36 pt. minimum
- Symbol Diameter — 2 in. minimum
- Other statements — 9 pt. minimum

Chapter ATCP 29

APPENDIX C

A worker protection warning sign under s. ATCP 29.62 shall contain the following information in the following format:

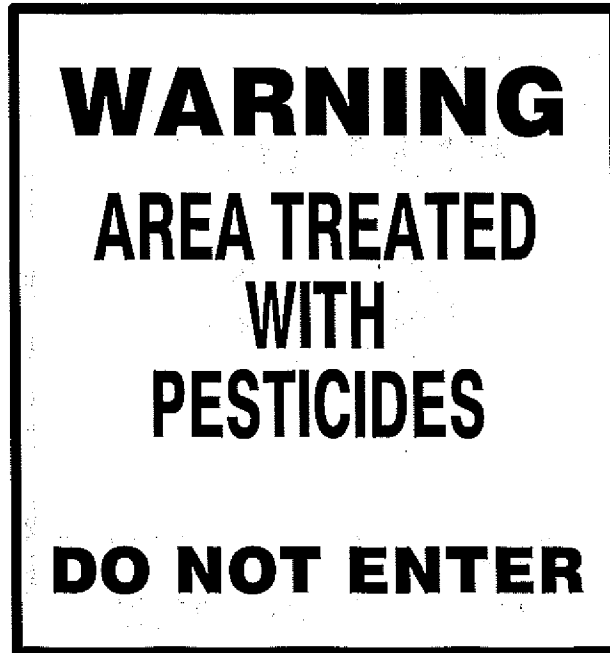


- All letters shall be at least 1 inch high.
- Red circle placed near center of sign shall contain:
 - Upraised hand on left. Hand height shall be twice that of the smallest letter.
 - Stern face on right. Face shall be slightly smaller than hand.
- Background color shall contrast with red.
- Letter printing shall contrast with the background color.
- Printing within the circle shall contrast with red.

Chapter ATCP 29

APPENDIX D

A warning sign under s. ATCP 29.52(8) shall contain the following information in the following format:



- All letters shall be at least 1 inch high.
- Letter printing shall contrast with the background color.
- The words "DO NOT ENTER" may be replaced with "NO TRESPASSING" or "KEEP OUT."
- Other words may be added to the sign if they do not detract from or contradict the required words.

CHAPTER ATCP 29

APPENDIX E

A chemigation warning sign under s. ATCP 29.54(17) shall contain the following information in the following format:

- All letters shall be at least 2 1/2 inches high.



- Letter printing shall contrast with the background color.
- The octagonal stop sign symbol shall be at least 8 inches in diameter.
- Other words may be added to the sign if they do not detract from or contradict the required words.

Chapter ATCP 29

APPENDIX F

Warning signs provided by a retail seller of landscape pesticides under s. ATCP 29.41(3)(a) shall contain the following information in the following format:



- All lettering: 20 pt. minimum type size
- Symbol: 2 inches minimum diameter

CHAPTER ATCP 29

APPENDIX G

A pesticide information sheet provided by a retail seller of landscape pesticides under s. ATCP 29.41(3)(b) shall contain the following information, printed verbatim:

PESTICIDE INFORMATION SHEET

BEFORE YOU USE A PESTICIDE:

- Read the pesticide label. It is a violation of state and federal law to use a pesticide contrary to label directions.
- Is the pesticide labeled for the use you intend? If not, don't use it.
- What type of protective clothing or equipment is required?
- What type of application equipment is needed?
- Are weather conditions right for the pesticide application?
- Buy only the amount of pesticide you need. Pesticides stored for a long time may be less effective, and may pose an environmental or safety hazard.
- Mix only as much pesticide solution as you need. It is better to underestimate than overestimate.

WHEN USING A PESTICIDE:

- Wear all protective clothing and equipment required by the label.
 - At a minimum, wear a long sleeve shirt, long pants, socks and shoes.
 - Do not wear clothing made of cotton or leather. It may absorb pesticides and be difficult to clean.
- Do not apply on windy or rainy days when pesticides may drift or be washed from the application site. Stand up wind when mixing and applying pesticides.
- Keep children and pets away from the treated area. Keep them away for the time shown on the pesticide label.
- Do not apply pesticides at more than the label rate.

AFTER USING A PESTICIDE:

- Wash your hands with soap and water immediately. Shower as soon as possible.
- Wash all clothing. Wash it separately from other household laundry. Use a heavy duty detergent and hot water.
- If you apply pesticides to a food crop, wait for the time required on the pesticide label before harvesting the crop.

- Keep pesticide measuring tools separate from household and kitchen tools.
- Store pesticides in their original containers. Do not store dilute pesticide solutions in unmarked containers.
- Keep pesticides away from food, feed, seed and fertilizer, and out of the reach of children and pets.
- Dispose of empty pesticide containers according to label directions.

WARNING SIGNS AT APPLICATION SITES:

- Commercial pesticide applicators must post warning signs at landscape application sites.
- Homeowners who make their own landscape applications are not required to post warning signs, but are encouraged to do so.
 - You may obtain warning signs from the pesticide retailer.
 - It is a good idea to post at least one sign on each side of the application site, and at common entry points (near sidewalks, driveways, etc.).

FOR MORE INFORMATION:

- You can get more pesticide information from your county extension agent.
- You can get information about pesticide laws by calling the Wisconsin Department of Agriculture, Trade and Consumer Protection at (608) 224-LAWN.

(1)

The first part of the document discusses the importance of maintaining accurate records of all transactions. It emphasizes that every entry should be supported by a valid receipt or invoice. This ensures transparency and allows for easy verification of the data.

In the second section, the author outlines the various methods used to collect and analyze the data. This includes both primary and secondary data collection techniques. The analysis focuses on identifying trends and patterns over time.

The third section provides a detailed breakdown of the results. It shows that there has been a significant increase in sales volume, particularly in the latter half of the period. This is attributed to several factors, including improved marketing strategies and a strong economic environment.

Finally, the document concludes with a series of recommendations for future actions. It suggests that the company should continue to invest in research and development to stay ahead of the competition. Additionally, it recommends regular audits to ensure the ongoing accuracy of the records.

(2)

The second part of the document details the implementation of the proposed changes. It describes the challenges faced during the transition and how they were overcome. The implementation was carried out in a phased manner to minimize disruption to the business.

The author also discusses the impact of these changes on the overall performance of the organization. The data indicates that the new system has led to more efficient operations and reduced costs. This has allowed the company to allocate resources more effectively.

Furthermore, the document highlights the importance of training and communication in such projects. Ensuring that all staff are well-informed and equipped with the necessary skills is crucial for a successful outcome.

The final section of this part of the document provides a summary of the key findings and a final set of recommendations. It reiterates the need for continuous improvement and the importance of staying adaptable in a rapidly changing market.

(3)

The third and final part of the document focuses on the long-term sustainability of the organization. It discusses the role of innovation and technology in driving growth and maintaining a competitive edge.

The author also addresses the importance of financial stability and risk management. It provides insights into how the company can better manage its financial resources and mitigate potential risks.

In conclusion, the document serves as a comprehensive guide for the organization's future. It provides a clear vision of where the company is heading and the steps needed to get there. The author expresses confidence in the company's ability to achieve its goals through diligent execution of the proposed strategies.