

# 07hr\_SC-ENR\_CRule\_07-016\_pt02



(FORM UPDATED: 08/11/2010)

## WISCONSIN STATE LEGISLATURE ... PUBLIC HEARING - COMMITTEE RECORDS

### 2007-08

(session year)

### Senate

(Assembly, Senate or Joint)

### Committee on ... Environment and Natural Resources (SC-ENR)

#### COMMITTEE NOTICES ...

- Committee Reports ... **CR**
- Executive Sessions ... **ES**
- Public Hearings ... **PH**

#### INFORMATION COLLECTED BY COMMITTEE FOR AND AGAINST PROPOSAL

- Appointments ... **Appt** (w/Record of Comm. Proceedings)
- Clearinghouse Rules ... **CRule** (w/Record of Comm. Proceedings)
- Hearing Records ... **HR** ... **bills and resolutions** (w/Record of Comm. Proceedings)
  - (**ab** = Assembly Bill)                      (**ar** = Assembly Resolution)                      (**ajr** = Assembly Joint Resolution)
  - (**sb** = Senate Bill)                              (**sr** = Senate Resolution)                              (**sjr** = Senate Joint Resolution)
- Miscellaneous ... **Misc**

\* Contents organized for archiving by: Mike Barman (LRB) (June/2014)

**Fiscal Estimate — 2007 Session**

<input checked="" type="checkbox"/> Original	<input type="checkbox"/> Updated	LRB Number	Amendment Number if Applicable
<input type="checkbox"/> Corrected	<input type="checkbox"/> Supplemental	Bill Number	Administrative Rule Number AM-17-05

**Subject**  
 RACT rules in s. NR 428.21 to 428.24 for major sources of NOx emissions in the ozone non-attainment counties of Kenosha, Racine, Milwaukee, Waukesha, Washington, Ozaukee, and Sheboygan.

**Fiscal Effect**

State:  No State Fiscal Effect

Check columns below only if bill makes a direct appropriation or affects a sum sufficient appropriation.

- Increase Existing Appropriation     Increase Existing Revenues  
 Decrease Existing Appropriation     Decrease Existing Revenues  
 Create New Appropriation

Increase Costs — May be possible to absorb within agency's budget.  
 Yes     No

Decrease Costs

Local:  No Local Government Costs

1.  Increase Costs  
 Permissive     Mandatory  
 2.  Decrease Costs  
 Permissive     Mandatory

3.  Increase Revenues  
 Permissive     Mandatory  
 4.  Decrease Revenues  
 Permissive     Mandatory

5. Types of Local Governmental Units Affected:  
 Towns     Villages     Cities  
 Counties     Others  
 School Districts     WTCS Districts

**Fund Sources Affected**

- GPR     FED     PRO     PRS     SEG     SEG-S

Affected Chapter 20 Appropriations  
 20.370 2(bg)

**Assumptions Used in Arriving at Fiscal Estimate**

The Department is proposing this rule package to meet Clean Air Act requirements for implementing a reasonably available control program for NO<sub>x</sub> emissions from major sources capable of emitting 100 tons per year or more of nitrogen oxides in the moderate ozone non-attainment counties. The affected emission units include electric utility generating units and industrial combustion emission units. The majority of emission units are subject to emission limitations and good combustion requirements with a set of smaller emission units only subject to good combustion requirements.

**1. Impact on the Department:**

The annual emissions fees paid to the department are affected by the reduction in NO<sub>x</sub> emissions. The estimated reduction related to RACT controls achieved by 2013 is approximately 19,000 tons of NO<sub>x</sub> annually below 2004 emission levels. The related reduction in emission fees or reduced revenue to the department is approximately \$390,000 to \$438,000 per year beginning in 2013.

**2. Impact to government affected facilities:**


The UW-Milwaukee facility has three boilers used for heating and cooling purposes. The units already have combustion modifications in place sufficient to meet rule emission limitation requirements. The facility may have to implement recordkeeping and additional monitoring to meet good combustion requirements at a minimum net cost increase.

**3. Impact on non-government affected facilities**

These cost estimates are based on general cost assumptions and factors applicable to each of the source categories. The proposed rule requires the most significant reductions from thirteen coal-fired electric utility boilers. The primary cost of reduction for these units is due to the anticipated installation and operation of major post

(Continued on page 2)

**Long-Range Fiscal Implications**

Prepared By: Joseph Polasek	Telephone No. 266-2794	Agency Department of Natural Resources
Authorized Signature 	Telephone No. 266-2794	Date (mm/dd/ccyy) 04-10-07

### Fiscal Estimate — 2007 Session

Original       Updated  
 Corrected       Supplemental

LRB Number	Amendment Number if Applicable
Bill Number	Administrative Rule Number AM-17-05

**Subject**

NO<sub>x</sub> RACT rules in s. NR 428.21 to 428.24 for major sources in the ozone non-attainment counties of Kenosha, Racine, Milwaukee, Waukesha, Washington, Ozaukee, and Sheboygan.

(Assumptions Used in Arriving at Fiscal Estimate , page 2)

combustion pollution control equipment. The costs for electric utilities are expected to be in the range of \$10-\$15 million per year. The estimated cost-effectiveness for the affected utility units ranges from \$1,000 to \$2,200 per ton of removed NO<sub>x</sub>. The total cost represents approximately 0.2 cents per kWh. Approximately one half of the total annual cost is related to a portion of the total expected controls already in place to meet other requirements. It should be noted that these NO<sub>x</sub> reductions may overlap to some degree with other NO<sub>x</sub> reductions required in the CAIR and BART proposed rule packages, but the estimated fiscal cost is not additive between the proposed rules affecting the electric utility sector.

Additionally, the proposed emission limits may affect approximately 47 industrial emission units. The estimated total cost for these sources is subject to some uncertainty for several reasons: a) sources may not be subject to the emission limits due to being below the potential to emit; b) some sources appear to not have significant operation during the ozone season and therefore are exempt from the emission limits, and c) some of the affected units are expected to already be operating below the RACT emission limits. The cost of control for the industrial sources is expected to be in the range \$1,200,000 to \$2,000,000 per year or up to approximately \$2,500 per ton of removed NO<sub>x</sub>.

4. Health cost savings. There will be a significant public health benefit associated with implementing the rule. Health related costs for the citizens of Wisconsin will be reduced by at least 2 to 5 times the cost of compliance based on estimates from an EPA's COBRA model, a screening tool used to: approximate the impact of emission changes on ambient air pollution; translate this into health effect impacts; monetize these impacts; and present the results in maps and tables.

**Fiscal Estimate Worksheet — 2007 Session**  
 Detailed Estimate of Annual Fiscal Effect

Original       Updated  
 Corrected       Supplemental

LRB Number	Amendment Number if Applicable
Bill Number	Administrative Rule Number AM-17-05


Subject  
 NOx RACT rules in s. NR 428.21 to 428.24 for major sources in the ozone non-attainment counties of Kenosha, Racine, Milwaukee, Waukesha, Washington, Ozaukee, and Sheboygan.


One-time Costs or Revenue Impacts for State and/or Local Government (do not include in annualized fiscal effect):

Annualized Costs:	Annualized Fiscal Impact on State Funds from:	
	Increased Costs	Decreased Costs
<b>A. State Costs by Category</b>		
State Operations — Salaries and Fringes	\$ -	\$ -
(FTE Position Changes)	( FTE )	( FTE )
State Operations — Other Costs	-	-
Local Assistance	-	-
Aids to Individuals or Organizations	-	-
<b>Total State Costs by Category</b>	\$ -	\$ -
<b>B. State Costs by Source of Funds</b>		
GPR	\$ -	\$ -
FED	-	-
PRO/PRS	-	-
SEG/SEG-S	-	-
State Revenues	Increased Revenue	Decreased Revenue
GPR Taxes	\$ -	\$ -
GPR Earned	-	-
FED	-	-
PRO/PRS	-	390,000
SEG/SEG-S	-	-
<b>Total State Revenues</b>	\$ -	\$ -390,000


**Net Annualized Fiscal Impact**

	State	Local
Net Change in Costs	\$ 0	\$ 0
Net Change in Revenues	\$ -390,000	\$ 0

Prepared By: Joe Polasek	Telephone No. 266-2794	Agency Department of Natural Resources
Authorized Signature 	Telephone No. 266-2794	Date (mm/dd/ccyy) 04-10-07



# WISCONSIN STATE LEGISLATURE



## Summary of NOx RACT Rule

(Reasonably Available Control Technology For Nitrogen Oxide Compounds)

5/17/07

### **What is NOx RACT?**

- NOx RACT is a requirement of the federal Clean Air Act for moderate and worse ozone nonattainment areas to control emissions from large sources.
- RACT limitations are established for major sources considering available control technology at a reasonable control cost.
- DNR's analysis established an upper limit of \$2,500/ton of NOx reduced for NOx RACT.

### **Why must we do a NOx RACT rule?**

- 7 Counties in Southeastern Wisconsin, Kenosha, Milwaukee, Ozaukee, Racine, Sheboygan, Washington and Waukesha, are currently designated as moderate ozone nonattainment areas.

### **Who is affected by the NOx RACT rule?**

- Sources located in the 7 counties at facilities that have the potential to emit more than 100 tons/year of NOx.
- Affects large fuel burning units such as boilers, furnaces and heat treating.

### **What are sources required to do?**

- Large units are required to install control equipment to meet emission limits in the rule.

### **What is the schedule for the RACT rule?**



- September 2006 - NOx RACT rules were due to EPA
- March 15, 2007 - Hearing in Milwaukee
- April 2007 – Natural Resources Board acts on adoption
- June 2007 – DNR submits rule to EPA
- May 2009 – Compliance deadline for most sources.
- May 2013 – Second phase compliance deadline for power plants

### **Why are we doing NOx RACT for the 6-county Milwaukee nonattainment area when we are requesting redesignation of the area to attainment for the 8-hour ozone standard?**

- To qualify for redesignation, all SIP elements required to be in place prior to the submittal of a redesignation request must be in place. NOx RACT is one of the required elements.

### **Why are we including power plants in the NOx RACT rule when EPA has allowed states to make the determination that implementation of the CAIR rule will satisfy the NOx RACT requirements for power plants?**

- EPA determination is being litigated in federal court. DNR has also concluded that EPA's stance on CAIR as a substitute for NOx RACT is not supported by the federal Clean Air Act.
- DNR's analysis indicates that RACT would be more effective at controlling ozone in the 7-county area than CAIR.



## **RACT Rule Germane Modification**


### **I. Clarification of "Other Regulated Unit"**

- This provision identifies and exempts well-controlled units for which additional emission reductions are not cost-effective.
- Well-controlled units are identified as those units subject to the existing NR 428 NOx control program requirements.
- The germane modification approved by the NRB this morning, clarifies that sources eligible for the exemption are units subject to the existing NR 428 emission limits.
- Also, the January, 2006 date is being removed from this provision in the rule. The date caused confusion for those trying to interpret the rule.

### **II. Direct Exemption of EPA Certified Engines**

- Engines built to meet many of the new federal engine standards already meet the RACT level of control.
- The exemption removes unnecessary testing and reporting requirements for the RACT limits.
- The germane modification approved by the NRB this morning directly exempts EPA well-controlled internal combustion engines. Those engines include:
  - Tier 1 diesel engine less than 2000 hp.
  - Tier 1 spark ignition engines
  - Tier 2 or higher tier engines
- The direct exemption will streamline source compliance requirements and Department administration of the rule.





## REPORT TO LEGISLATURE

### NR 428, Wis. Adm. Code Implementation of Reasonably Available Control Technology (RACT) NO<sub>x</sub> emission limitations applicable to major sources in the 8-hour ozone non-attainment area in southeastern Wisconsin

Board Order No. AM-17-05  
Clearinghouse Rule No. 07-106

#### Basis and Purpose of the Proposed Rule

The Department is proposing this rule to comply with the requirements of the federal Clean Air Act to implement an NO<sub>x</sub> RACT program for major sources in the moderate 8-hour ozone nonattainment areas. The resulting NO<sub>x</sub> emission reductions will directly contribute to achieving attainment of the 8-hour ozone and PM<sub>2.5</sub> standards and will aid in meeting future haze requirements.

Under s. 285.14(2), Stats., rules that affect the State Implementation Plan must be submitted to standing committees of the legislature with jurisdiction over environmental matters at least 60 days before the rule may be submitted to the U.S. Environmental Protection Agency. It is the Department's intent to submit the proposed rule to the U.S. EPA as a revision to the State Implementation Plan.

Additionally, the Department is proposing the rule to make a non-substantive change to ch. NR 428. Section NR 428.05(3)(e) currently sets forth emission limitations for reciprocating engines. The units for the emission limit currently read grams per brake-horsepower (gr/br-hp). The units are corrected in this rule package to read grams per brake-horsepower hour (gr/br-hp-hr). This proposed change in the current language is consistent with previous ch. NR 428 rule changes.

The proposed rule establishes NO<sub>x</sub> RACT emission requirements for major sources in the moderate ozone nonattainment areas. The emission requirements apply to individual stationary combustion units at major sources and must be met by Jay 1, 2009.

The emission requirements consist of NO<sub>x</sub> emission limitations which apply on a year-round basis. The emission limitations are established by source categories with an emission unit size threshold based on available control technologies and cost-effectiveness. The rule contains exemptions from RACT requirements for certain types of emission units demonstrating low operating levels during the ozone season. An additional exemption recognizes that certain smaller emission units are already well controlled under existing ch. NR 428 provisions and no further action is needed in meeting the RACT emission limit. Attachment A provides the technical assessment that supports the Department's proposed rule.

#### **a. General Applicability**

The proposed rule affects facilities with the potential to emit 100 tons or more of NO<sub>x</sub> per year in the moderate ozone nonattainment areas, but the emission limits apply to individual emission units, such as a boiler or furnace, at the affected facilities. It is possible that an emission unit contributing to a major source's potential to emit may not be subject to a RACT requirement. Likewise, an emission unit identified by a RACT source category, but at a facility with a potential to emit less than 100 tons per year, will not be subject to a RACT requirement.

#### **b. Categorical Emission Limits**

The proposed rule establishes NO<sub>x</sub> emission rate limits by source category applicable to emission units operating above threshold levels during the ozone season. The proposed source categories, operating levels, and emission limitations are presented in Table 1. The emission limits contained in

the proposed rule are a 30-day rolling average requirement applicable on a year-round basis. A unit subject to an emission limitation must demonstrate compliance on an individual basis by May 1, 2009.

**Table 1. Proposed NO<sub>x</sub> RACT Categorical Emission Limits<sup>1</sup>.**

Source Category	Capacity Threshold	NO <sub>x</sub> Emission Limitation (30 day rolling average)
Solid Fuel-Fired Boiler	=> 1000 mmBtu/hr	Tangential-fired.....0.10 lbs/mmBtu Wall-fired.....0.10 lbs/mmBtu Cyclone-fired .....0.10 lbs/mmBtu Fluidized bed-fired.....0.10 lbs/mmBtu Arch-fired..... 0.18 lbs/mmBtu
	=> 500 – 999 mmBtu/hr	Tangential-fired.....0.15 lbs/mmBtu Wall-fired (low heat release).....0.15 lbs/mmBtu Wall-fired (high heat release).....0.17 lbs/mmBtu Cyclone-fired .....0.15 lbs/mmBtu Fluidized bed-fired.....0.10 lbs/mmBtu Arch-fired..... 0.18 lbs/mmBtu
	=> 250 – 495 mmBtu/hr	Tangential-fired.....0.15 lbs/mmBtu Wall-fired (low heat release).....0.15 lbs/mmBtu Wall-fired (high heat release).....0.17 lbs/mmBtu Cyclone-fired .....0.15 lbs/mmBtu Fluidized bed-fired.....0.10 lbs/mmBtu Arch-fired..... 0.18 lbs/mmBtu Stoker-fired.....0.20 lbs/mmBtu
	50 - 249 mmBtu/hr	Tangential-fired.....0.15 lbs/mmBtu Wall-fired (low heat release).....0.15 lbs/mmBtu Wall-fired (high heat release).....0.17 lbs/mmBtu Cyclone-fired .....0.15 lbs/mmBtu Fluidized bed-fired.....0.10 lbs/mmBtu Arch-fired..... 0.18 lbs/mmBtu Stoker-fired.....0.25 lbs/mmBtu
Gaseous or Liquid Fuel-Fired Boiler	=> 100 mmBtu/hr.....	Gaseous fuel.....0.08 lbs/mmBtu
	=> 100 mmBtu/hr.....	Distillate oil.....0.10 lbs/mmBtu
	=> 65 mmBtu/hr.....	Residual or waste oil.....0.15 lbs/mmBtu
Lime Kiln (manufacturing)	=> 50 mmBtu/hr	Gaseous fuel.....0.10 lbs/mmBtu
		Distillate oil.....0.12 lbs/mmBtu
		Residual oil.....0.15 lbs/mmBtu
		Coal.....0.60 lbs/mmBtu
		Coke.....0.70 lbs/mmBtu
Glass Furnace	=> 50 mmBtu/hr	2.0 lbs/ton of glass
Metal Reheat, Galvanizing, and Annealing Furnace	=> 75 mmBtu/hr	0.08 lbs/mmBtu
Asphalt Plants	=> 65 mmBtu/hr	Gaseous fuel.....0.15 lbs/mmBtu
		Distillate oil.....0.20 lbs/mmBtu
		Residual or waste oil.....0.27 lbs/mmBtu
Process Heating	=> 100 mmBtu/hr.....	Gaseous fuel.....0.10 lbs/mmBtu
	=> 100 mmBtu/hr.....	Distillate oil.....0.12 lbs/mmBtu
	=> 65 mmBtu/hr.....	Residual or waste oil.....0.18 lbs/mmBtu

Simple Cycle Combustion Turbine	=> 50 MW	Natural gas.....25 ppm <sub>dv</sub> @ 15% O <sub>2</sub> Distillate oil.....65 ppm <sub>dv</sub> @ 15% O <sub>2</sub> Biologically derived fuel..... 35 ppm <sub>dv</sub> @ 15% O <sub>2</sub>
	25 – 49 MW	Natural gas.....42 ppm <sub>dv</sub> @ 15% O <sub>2</sub> Distillate oil.....96 ppm <sub>dv</sub> @ 15% O <sub>2</sub> Biologically derived fuel..... 35 ppm <sub>dv</sub> @ 15% O <sub>2</sub>
Combined Cycle Turbine	=> 25 MW.....	Natural gas.....9 ppm <sub>dv</sub> @ 15% O <sub>2</sub> Distillate oil.....42 ppm <sub>dv</sub> @ 15% O <sub>2</sub>
	10 – 24 MW.....	Natural gas.....42 ppm <sub>dv</sub> @ 15% O <sub>2</sub>
	=> 25 MW.....	Distillate oil.....42 ppm <sub>dv</sub> @ 15% O <sub>2</sub> Biologically derived fuel..... 35 ppm <sub>dv</sub> @ 15% O <sub>2</sub>
Reciprocating Engine	=> 500 horsepower	Rich-burn units.....3.0 gr/bhp-hr Lean-burn units.....3.0 gr/bhp-hr Distillate-fuel units.....3.0 gr/bhp-hr Natural Gas / Dual fuel.....3.0 gr/bhp-hr

1) The compliance deadline for most sources is May 1, 2009. However, electric generating units have interim emission limits and extended compliance time frames. See Table 2.

**1. Implemented on an annual basis**

The proposed rule implements the RACT requirements on an annual basis. This is the default approach for RACT as reflected in the current EPA 8-hour ozone Phase II Implementation Rule (70 FR 71611). Controls implemented for ozone purposes are cost-effective to operate year-round and yield continual air quality benefits related to fine-particles, haze, acid rain, and eutrophication of lakes.

**2. 30-day rolling average emission limit**

The 30-day rolling averaging time is a short term, rate-based approach to ensure full benefit of the installed control equipment. In this way, emissions are continuously controlled in the event conditions are conducive to forming ozone. This approach allows averaging of the typical variations in controlled emission levels from a single unit.

**3. Emission unit exceptions**

Emission units which operate at very low levels during the ozone season are exempt from RACT requirements. The rule also exempts units with low emission rates from installing additional controls to meet the RACT emission limits.

**4. Compliance monitoring and demonstration**

The proposed rule requires most sources subject to emission limitations to demonstrate compliance using continuous emissions monitoring. For electric utility (EGU) sources this monitoring is based on 40 CFR part 75 methods and for industrial source monitoring is based on 40 CFR part 60 methods. For a few source categories with low variability in operations or emission rates, compliance is demonstrated by periodic stack testing. The proposed emission monitoring requirements are consistent with existing state and EPA programs. The rule will also allow a source to request approval of an alternative monitoring method.

**5. Electric utility coal-fired boiler phased compliance schedule.**

For electric utility coal-fired boilers the rule sets a phased compliance schedule with interim emission limits for May 1, 2009 and final RACT emission limits by May 1, 2013. The purpose of the phased compliance schedule is to allow the electric utilities the necessary time to install post combustion controls while maintaining a reliable electric supply. Some control technologies, like selective catalytic reduction equipment, can take up to two years to install

for an individual project. This is compounded by the fact that utilities are subject to limited installation windows which further restrict the installation schedule. On this basis, multiple installations cannot be fully accomplished on all electric utility boilers within the moderate nonattainment area by 2009. The phased approach is also consistent with operating generating units on a system-wide basis and utilization of a multi-facility averaging program.

The schedule of phased limitations is provided in Table 2. The interim emission limits for 2009 is based on implementation of full combustion modifications and a limited number of selective non-catalytic reduction installations. In this manner, the proposed rule sets forth a RACT level of NO<sub>x</sub> control across electric utility boilers achieved on a schedule the Department has found to be as expeditious as practicable. Attachment B summarizes the expected emissions from electric utility coal fired boilers.

**Table 2. Compliance Schedule for Electric Utility Coal-Fired Boilers**

Compliance Date	Emission Limits (lbs/mmbtu)	
	Coal-fired Boilers > 1000 mmbtu/hr	Coal-fired Boilers >500 and <1000 mmbtu/hr
May 1, 2009	wall fired = 0.15 tangential fired = 0.15 cyclone = 0.15 fluidized bed = 0.15 arch fired = 0.18	wall fired = 0.20 tangential fired = 0.15 cyclone = 0.20 fluidized bed = 0.15 arch fired = 0.18
May 1, 2013	wall fired = 0.10 tangential fired = 0.10 cyclone = 0.10 fluidized bed = 0.10 arch fired = 0.18	wall fired = 0.17 tangential fired = 0.15 cyclone = 0.15 fluidized bed = 0.10 arch fired = 0.18

**6. Alternative compliance methods.**

The proposed RACT rule provides several compliance options.

1) Emissions from one or more units subject to a RACT emission limitation may be averaged with other similar units at an industrial or small utility facility. Under this approach all similar units at the facility must be included in the averaging program. This is to eliminate a potential shift in generation/ production to unit not subject to the RACT requirements.

Emissions averaging applies the current applicable emission limit of each unit on a heat input weighted basis to determine an average facility or system emission limit. The EPA requires that averaging programs like the system averaging in the proposed rule have an additional emission reduction applied to the facility or system emission limit as an environmental benefit in lieu of the provided flexibility. (See *Improving Air Quality with Economic Incentive Programs*, EPA-452/R-01-001, Jan. 2001.) Under facility averaging the proposed environmental benefit is the implementation of an annual and ozone season mass cap.

2) Emissions units may participate in an emission averaging program across multiple units and facilities. Each unit can only participate in one type of averaging program on an annual basis (facility or system-wide). The proposed environmental benefit is the EPA default of 10% reduction in the emission rate on an annual and an ozone season basis.

3) An individual source may request an alternative emission limitation or compliance schedule, with a determination made on a case-by-case basis by the Department. An alternative emission limit may be the result of an engineering assessment that demonstrates RACT controls are not economically or technically feasible for that unit.

Any determination of an alternative limit or schedule must also account for a unit's ability to participate in either a facility or system-wide emissions averaging program.

**7. Utility reliability waiver**

The proposed rule contains a provision that allows an electric or steam utility or natural gas transmission facilities to request a waiver from an applicable emission limit for a period of time due to reliability issues. This provision acknowledges that these facilities serve non-interruptible customers and uncontrollable events may occur which result in an increase in emissions. Facilities generating steam for process and manufacturing purposes are not eligible for the waiver.

**Summary of Public Comments**

A public hearing was held on March 15 in Milwaukee. Twelve people attended the hearing. WE Energies, Alliant Energy, and Wisconsin Manufacturers and Commerce, testified opposing major portions of the rule. Sierra Club/Clean Wisconsin testified in support of the rule, but suggested changes to strengthen the emission limits in the rule. Additionally, written public comments were accepted through March 19<sup>th</sup>, 2007. The Department received written comments from:

- Alliant Energy
- ANR Pipeline
- David Bender
- Engine Manufacturers Association
- James McCarthy
- Sierra Club/Clean Wisconsin
- Solar Turbines
- US EPA
- Waste Management
- WE Energies
- Wisconsin Industrial Energy Group
- Wisconsin Legislative Council Rules Clearinghouse
- Wisconsin Paper Council
- Wisconsin Manufacturers and Commerce

A list of comments and Department responses is found in Attachment C.

**Modifications Made**

**a. Combustion Tuning**

The Department proposed that sources should participate in combustion tuning, since it provides energy and environmental benefits. However, the provisions of the proposed rule dealing with combustion tuning were controversial because they were viewed as overly prescriptive and requiring unnecessary recordkeeping. Considering the comments from the industrial sector in Wisconsin, the Department proposes to drop combustion tuning from the NOx RACT rule. This provision wouldn't have accounted for very large emission reductions because it would have applied to smaller sources and some of the reductions will be achieved through voluntary combustion tuning.

The Department may consider combustion tuning in future air quality related initiatives such as PM2.5 or ozone attainment demonstrations, reasonable progress for haze or climate change proposals. In these new initiatives, DNR will work with industrial representatives to address their concerns and streamline testing and reporting requirements.

**b. Exemptions.**

*General Exemptions* – For purposes of clarity and streamlining of requirements, additional exemptions were included to define emergency, auxiliary, and backup units which would normally qualify under the low operating unit exception. Exceptions were added based on the periodic or intermittent nature of operation for peaking or reliability units.

*Low operating unit* – The Department proposed the low operating unit exception based on a 5% ozone season capacity factor for reciprocating engines and combustion turbines and a 10% capacity factor for the remaining source categories. Based on comments concerning cost-effectiveness, the Department revised the capacity factor used in calculating the utilization threshold to 20% for all source categories.

*Other regulated unit* – The rule exempts emission units that have been well controlled under existing NR 428 requirements and for which cost rapidly increases in meeting additional reductions under the RACT requirements. An exemption threshold based on potential emissions of 50 tons per year was proposed in the public hearing draft of rule. Based on comments the Department increased the threshold to 75 tons per year in the revised rule.

### **c. Source Categories and Emission limits**

*Solid fuel wall-fired boilers* – The proposed rule provided a distinction between low and high heat release wall fired boilers based on achievable emission limitations. The basis for the distinction is being modified based on comments to reflect standard methods and terminology in the industry without affecting the applicability of the requirements.

*Boilers* – The exemption threshold for residual fuel-fired boilers was originally proposed at 60 mmBtu/hr and the Department revised the limit to 65 mmBtu/hr.

*Process heating* – Comments were received concerning the applicability threshold of 50 mmBtu/hr for all process heaters. The thresholds have been revised based on fuel type and cost-effectiveness. Similar to other categories, natural gas, distillate oil, and residual fuel emit NOx at increasingly higher emission rates in that respective order. Therefore it is appropriate to distinguish lower unit size thresholds for the higher emitting fuels. The revised thresholds are natural gas = 100 mmBtu/hr, distillate fuel = 100 mmBtu/hr, and residual fuel = 65 mmBtu/hr. To address comments related to the distinction of process heaters and other gaseous and liquid fuel fired units such as dryers and ovens, the Department clarified the definition of process heaters

*Combustion turbines* – After reviewing comments from industry and a turbine manufacturer, the Department adjusted source category thresholds and emission limits for combustion turbines. The Department created an exemption size threshold for simple cycle turbines at 25 MW. The Department also adjusted emission limits for all combustion turbine categories to reflect available low NOx combustion techniques without the use of post-combustion control.

*Reciprocating engines* – Based on comments concerning cost and technical issues, the Department raised exemption threshold for affected engines from 250 to 500 hp. Additionally, the Department revised the emission limits for natural gas fired engines to 3.0 gr/bhp-hr.

### **d. Monitoring requirements**

Based on comments, the Department revised several monitoring requirements to streamline requirements without compromising the compliance demonstration.

The public hearing draft rule allowed an alternative EPA monitoring method with written approval of the department. The revised rule will allow this alternative without approval for specific source categories.

Other miscellaneous modifications have been made based on comments to address consistency in testing methods standard to certain source categories and clarification.

### **e. Green Tier**

U.S. EPA commented that including the green tier provision in the draft rule would require that the green tier program be submitted to EPA for approval as part of a state implementation plan (SIP) revision. While the Department strongly supports the goals of the Green Tier program, we believe

that the Green Tier program being a federally enforceable part of the SIP would delay promulgation of this rule and might be counter to the Green Tier program goals. Therefore, we've dropped the proposed Green Tier language in this rule that was only a general reference to the program anyway. The Department will continue to search for ways to take advantage of the Green Tier program to achieve superior environmental goals.

**f. Steam and Electric Reliability Waiver**

The reliability waiver establishes a process to address situations where facilities supplying electricity or steam for critical needs must continue to operate and exceed limitations due to uncontrollable or foreseeable events. The rule is revised to allow natural gas transmission facilities subject to reliability constraints by the Federal Regulatory and Energy Commission to access this provision.

**g. Minor changes to address comments from Legislative Council Rules Clearinghouse and US EPA**

The Department made the necessary changes for clarity and to meet rule writing requirements.

Appearances at the Public Hearing

In support – None

In opposition:

Michele Pluta, Alliant Energy, 4902 N. Biltmore Lane, Madison, WI 53707  
Scott Manley, WI Manufacturers and Commerce, 501 E. Washington Avenue, Madison, WI 53701

As interest may appear:

Kris McKinney, WE Energies, 333 W. Everett St., A231, Milwaukee, WI 53203  
Elizabeth Wheeler, Clean Wisconsin, 122 State Street, Suite 200, Madison, WI 53703  
Jackie Wahlig, 911 W. Theresa Lane, Glendale, WI 53209  
Jim Frye, P.O. Box 8, Waukesha, WI 53187  
Todd Stuart, Wisconsin Industrial Energy Group, 10 E. Doty St., Suite 800, Madison, WI 53703  
Brian L. Mitchell, Wis. Cast Metals Assn., P.O. Box 247, Oconomowoc, WI 53066  
James McCarthy, IES, Inc., P.O. Box 177, Cary, IL 60013  
Dave Durment, 231 W. Michigan, P145, Milwaukee, WI 53203

Changes to Rule Analysis and Fiscal Estimate

Response to Legislative Council Rules Clearinghouse Report

The modifications were made.

Final Regulatory Flexibility Analysis

There are no emission or performance requirements or compliance and reporting requirements proposed for small businesses and as such are not anticipated to directly affect small businesses. The proposed RACT rules are applicable to major industrial entities and electric utility facilities.

Small business may experience electricity rate impacts related to RACT requirements for the electric generation sector. The cost of controls is estimated to be less than 1-3% of current electricity rates.



**Attachment A.**

DATE: April 4, 2007

TO: Larry Bruss

FROM: Tom Karman

SUBJECT: Technical Basis for RACT Determinations

This document provides the technical basis for proposing Reasonably Available Control Technology (RACT) requirements for NO<sub>x</sub> emission units in Southeastern Wisconsin. The previous version of this document has been revised to incorporate new information that's been submitted or become available during the public comment process for the proposed RACT rule.

For several reasons it is necessary to perform an analysis of RACT requirements. In the mid-1990's, NO<sub>x</sub> RACT programs were implemented by other states to meet requirements under 1-hour ozone non-attainment designations. However, because NO<sub>x</sub> control technologies and costs have changed, we found it necessary to perform an up-to-date evaluation of RACT. And, although other state RACT rules are an important reference the associated supporting evaluations may not have addressed issues specific to emission units found in Wisconsin. Other states currently developing RACT rules are following a similar process of developing up-dated RACT requirements. The basis for RACT requirements is also a necessary component of submitting the proposed rule to EPA for approval as a SIP component.

**Definition of RACT**

The EPA defines RACT as "the lowest emission limitation that a particular source is capable of meeting by the application of control technology that is reasonably available considering technological and economic feasibility." (44 FR 53762, September 17, 1979.)

**Evaluating RACT**

According to the EPA definition, the determination of RACT is based on evaluating two primary criteria:

- A review of available control technologies and applicable emission reductions for each type of emissions unit.
- The cost-effectiveness, typically expressed in dollars per ton of controlled NO<sub>x</sub>, of applying the control technologies.

We evaluated these two criteria following general approaches and methods established in EPA's 1994 series of Alternative Control Technology (ACT) documents for NO<sub>x</sub> source categories. The ACT documents were the primary reference for states in developing the 1990 vintage RACT requirements. However, we updated the information on control technology and costs based on more recent EPA information, equipment vendor information, actual installations, and information received during the public comment period. In some cases, we used applicable cost-effectiveness directly from reference resources utilizing the same or similar methodologies. All cost information is presented in 2000 or later dollars. We adjusted costs from historic documents based on the consumer price index.

The first step in the RACT evaluation process is to identify control technologies applicable to general emission source categories. Only those control technologies which are found to be readily available and have already been utilized in existing applications were used in the evaluation. The general types of control technology found applicable to controlling NO<sub>x</sub> emissions are shown in table A1.

**Table A1. General NOx Controls Applied in the RACT Evaluation.**

Category	Technology	Control Efficiency	Compliance Margin
Combustion Modifications	Combustion Tuning	5 – 35%	NA
	Combustion air staging: OFA, FGR	25% - 50	Gaseous & oil fired – 10%
	LNB	50 – 70%	Solid fuel fired – 15%
	CT Steam/water Injection	60% - 90%	10%
	Engine combustion modifications	30 – 90%	10%
Post Combustion	SNCR	35% - 60	20%
	SCR	75% - 90%	25%

To determine potential RACT controlled emission rates we applied the control efficiencies of applicable technologies to baseline emission rates as was done in the 1994 vintage RACT determinations. These baseline emission rates for most source categories are from the ACT documents and represent a typical uncontrolled source for that source category. However, we used historic actual emission rates in the case of EGU boilers and combustion turbines as there are a limited number of individual units and their emissions are well quantified. The definitions of acronyms used for the control technologies can be found at the end of the memo.

Also, for emission units which already have controls in place due to current state NOx requirements, we applied additional controls to the actual or the applicable emission limit (e.g. electric and industrial boilers, reciprocating engines,). This is a secondary test for the feasibility and cost of additional controls in meeting the proposed limits.

Unless specifically stated for a technology, we assumed the reported control efficiencies are based on long-term averages of control technology performance. Therefore, in accounting for potential operational variability in estimating the emission limit for compliance we applied a compliance margin factor, as shown in Table A1, in proposing the RACT emission limits. Based on published evaluations, the control variability for post combustion control can be significant and therefore the compliance margin is set higher than for combustion modifications.

To determine cost-effectiveness, we estimated the annual cost for each control technology and divided it by the amount of controlled NO<sub>x</sub> emissions. The annual control cost consists of the total capital and installation costs annualized over the life of the equipment plus annual operating costs of the equipment. The cost-effectiveness is then calculated as the annualized cost divided by the calculated reduction in each case. We tested the cost-effectiveness over a range of capacity factors and emission unit sizes. This is necessary as technology capital cost is usually relatively higher for a small unit than for a larger unit (economies of scale) and operational cost will vary over utilization of each individual unit. For the large electric utility boilers costing is based on actual operation of the existing units. The costing analysis of utility coal-fired boilers is presented in more detail in a separate section below.

The calculation of cost-effectives does not include the cost of compliance monitoring. The EPA references in discussing RACT cost-effectiveness (see discussion below) do not include the cost of compliance monitoring. This is a separate consideration in structuring rule requirements.

The determination of RACT is an iterative process where the evaluations of technology and cost-effectiveness further define sub-categories of emission units and applicable RACT requirements. For particular source categories the cost-effectiveness will define unit sizes and operational levels or capacity factors differentiating RACT requirements. We proposed the emission limits to reflect these considerations.

## Cost-effectiveness Basis for RACT

For the evaluation, we assumed an upper limit of approximately \$2,500 per ton of NO<sub>x</sub> controlled from uncontrolled emission rates in proposing NO<sub>x</sub> RACT emission limits. Other factors considered is where cost for additional control increase rapidly. This rate of increasing cost is evaluated versus the size and operational levels of the emission units and versus in evaluating incremental reductions for units subject to existing emission limits.

The basis for assuming \$2,500 per ton considers several factors as outlined below.

In a 1994 memo, EPA indicated that RACT controls should, at a minimum, overlap the range of \$160 to \$1,300 per ton. The memo also states, in discussing controls for utility boilers, that controls meeting EPA's presumptive NO<sub>x</sub> RACT levels show a range in cost effectiveness of about \$160 to \$5,100 per ton of NO<sub>x</sub> (based on 1991\$). These cost ranges are based on controls from uncontrolled emission rates. In the recent 8-hour ozone Phase II Implementation rule, EPA referenced the \$160 to \$1,300 range as still applicable in evaluating RACT. However there are several considerations that indicate other levels of cost-effectiveness may be more appropriate in the current determination of RACT.

- The \$1,300 per ton cost-effectiveness from the 1994 is approximately \$2,000 per ton in 2005 dollars using the consumer price index. The normal EPA methodology is to normalize costing to current dollars.
- The cost range referenced in EPA's 1994 memo was based on an analysis of controls available at that time. Since then, availability, control efficiencies, and cost of control equipment have changed. EPA's original evaluation referenced in the memo a cost range of \$320 to \$5,200 per ton for SCR installations at 80 to 90% reduction which is very similar to the cost range stated for other technologies. However, EPA did not feel that the knowledge based for SCR control was sufficient to assume it as technically and reasonably available for RACT at that time. The installation of SCR is now common practice as referenced in current EPA documents.
- EPA in their determination of NO<sub>x</sub> controls for the NO<sub>x</sub> SIP call determined \$2,000 per ton to be "highly cost-effective". This cost was based on an average of controls predicted by a modeled trading program. The actual costs for the SIP program for individual units would be higher and lower in than the average. Therefore assuming \$2,500 per ton of NO<sub>x</sub> appears to be a reasonable ceiling in estimating applicable RACT controls.
- Other existing NO<sub>x</sub> RACT programs are based on higher cost-effectiveness ceilings. Staff from the Northeast Ozone Transport Commission region indicates the average cost-effectiveness for already established NO<sub>x</sub> RACT programs ranged upwards to \$3,500 per ton. A recent determination of RACT for the Charleston, South Carolina identified RACT reductions up to \$3,500 per ton. And in 1990, the California Air Resources Board determined that a range of \$2,000 to \$10,000 (1990\$) for cost-effectiveness as the average rate for installation of NO<sub>x</sub> controls.
- Current development of RACT rules are based on levels higher than the minimum range presented in EPA's 1994 memo. For example, the state of Illinois is using a cost-effectiveness of \$2,500 per ton as a guideline in proposing RACT emission limits for industrial source categories. According to staff, Ohio is proposing RACT limits based on costs up to \$5,000 per ton.

## Recommended RACT Control Levels

Based on the methodology outlined above, we propose emission limits for emission units over specific size thresholds by fuel types to satisfy RACT requirements at major sources. And the emission limits are found cost-effective when units in a source category operate at a utilization level over 20% of the source categories capacity threshold operating at full load. The utilization threshold relates when controls are warranted versus actual emissions.

In addition, we propose that an emission unit currently meeting one of the current state NOx emission limits (NR 428.04 and 0.05, excluding combustion optimization) be exempt from additional control in meeting the proposed RACT limits if the unit's emission potential is below 75 tons per year. This emission level identifies where additional controls would be cost-effective in meeting RACT limits based in context of parameters discussed for this evaluation. The units above the 75 ton threshold in Southeast Wisconsin include coal-fired utility boilers, large engines over 1000 hp and potentially residual fuel fired emission units.

The emission limits are listed in detail for each source category in Table A2 along with an assumed control technology. This does not represent the full spectrum of technologies that are available in many cases to achieve the equivalent control. The results from the specific application of evaluated control technologies and assumptions for existing coal-fired boilers in Wisconsin are presented in a separate section below.

I found combustion tuning to be an integral first step in reducing NOx emission for all for emission units equal to or greater than 50 mmBtu/hr in fuel consumption capability. Across the source categories the costs of combustion tuning for these units is largely offset by fuel savings. Below this level, combustion tuning may also be beneficial, but there was less information for all source categories (7). However, tuning is usually an integral portion of implementing combustion controls and there is not sufficient information available to determine the extent of tuning already occurring at Wisconsin sources. Also, the implementation approaches required across the different types of emission sources which capture the benefit of tuning requires further investigation. Therefore, since combustion tuning may already be occurring on a wide-spread basis and that specific requirements need further investigation there may not be sufficient basis to include in the RACT requirements at this time.

Table A2. Summary of RACT Source Categories and RACT Controls

Source Category	Base Emission Rate (lbs/mmBtu)	Control Technology and Efficiency	Control Ref.	RACT Emission Limit (lbs/mmBtu/hr)	Cost-Effectiveness (\$/ton)	Cost Ref.	Comment
Wall-fired boilers	> 1000 mmBtu/hr	SCR - 86%	1, 2, 3	0.10	1,300 - 1,600	2, 5	
	500 - 1000 mmBtu/hr - HHR	LNB - 40% +OFA-25% +SNCR - 35%	2, 4	0.17	1,300 - 1,400	2	SNCR control adjusted for HHR.
	500 - 1000 mmBtu/hr - LHH	LNB - 40% +OFA-25% +SNCR - 40%	2, 4	0.15	1,300 - 1,400	2	
	< 500 mmBtu - HHR	LNB - 40% +OFA-25% +SNCR - 35%	2, 4	0.17	1,800 - 2,100	6	SNCR control adjusted for HHR.
	< 500 mmBtu - LHR	LNB - 40% +OFA-25% +SNCR - 40%	2, 4	0.15	1,800 - 2,100	6	Cost is for 250 - 100 mmBtu/hr boilers @ 50% c.f.
	> 1000 mmBtu/hr	SCR - 86%	1, 2, 3	0.10	1,200 - 1,900	2	Cost is for 1000 - 100 mmBtu/hr boilers @ 50% c.f.
Tangential-fired boilers	< 1000 mmBtu/hr	LNB - 40% +OFA-25% +SNCR - 40%	2, 4	0.15	1,500 - 2,100	2, 6	Cost is for 1000 - 100 mmBtu/hr boilers @ 50% c.f.
	> 1000 mmBtu/hr	OFA - 50% +SCR - 89%	1, 2, 3	0.10	700 - 1,200	2	assumed PC boiler OFA cost
Cyclone-fired boilers	> 1000 mmBtu/hr						Low cost represents Edge 3 from ref. 2.
	< 1000 mmBtu/hr	OFA - 50% +SCR - 75%	1, 2, 3	0.15	1,700 - 2,100	2, 5	High cost is derived from ref. 6 for 100mmBtu/hr boiler @ 50% c.f.
Arch-fired boilers	all capacity sizes	Tertiary Air - 20%	3	0.18	1,200 - 1,500	2	Reported average emission rate
	all capacity sizes	SNCR - 50 to 60%	4, 6, 7	0.10		6	
Fluidized bed boilers	all capacity sizes						
	all capacity sizes	SNCR - 50 to 60%	4, 6, 7	0.20	<2,500	6	
Stoker fired boilers	≥ 250 mmBtu/hr	OFA - 25% + SNCR - 50 to 60%	4, 6, 7	0.25	<2,500	6	
	< 250 mmBtu/hr	SNCR - 50 to 60%	4, 6, 7	0.25	<2,500	6	

Table A2. Summary of RACT Source Categories and RACT Controls (continued)

Source Category	Base Emission Rate (lbs/mmBtu)	Control Technology and Efficiency	Control Ref.	RACT Emission Limit (lbs/mmBtu/hr)	Cost-Effectiveness (\$/ton)	Cost Ref.	Comment
Gas fired boilers > 100 – 150 mmBtu/hr	0.22	LNB/OFA/GR – 60%	6, 14	0.08	700 – 2,200	6	Cost range for 80% & 25% C.F., respectively
Distillate oil fired boilers > 100 mmBtu/hr	0.21	LNB/OFA/GR – 50%	6, 14	0.10	700 – 2,300	6	Cost for 100 mmBtu/hr boiler @ 25% C.F.
Residual oil fired boilers > 65 mmBtu/hr	0.38	LNB/OFA/GR – 50%	6, 14	0.15	700 – 2,400		Cost for 50 mmBtu/hr boiler @ 25% C.F.
Gas fired process heater > 100 mmBtu/hr	0.26	LNB – 60%	7, 14	0.10	<2,300	6	Cost for 50 mmBtu/hr @ 25% C.F.
Distillate oil process heater > 75 mmBtu/hr	0.32	LNB/GR – 60 - 70%	7, 14	0.12	<2,500	6	Cost for 50 mmBtu/hr @ 25% C.F.
Residual oil process heater > 50 mmBtu/hr	0.54	LNB/GR 60 – 80%	7, 14	0.18	< 1,500	6	Cost for 50 mmBtu/hr @ 25% C.F.
Other process heating devices			14				Same cost basis as for boilers. Operate at high capacity factors
Metal Furnaces > 100 mmBtu/hr	0.22	LNB/OFA/GR – 60%	6	0.08	700 – 2,200	6	Assume cost for NG Boilers. Operate at high capacity factors

Table A2. Summary of RACT Source Categories and RACT Controls (continued)

Source Category	Base Emission Rate (gr/bhp-hr)	Control Technology and Efficiency	Control Ref.	RACT Emission Limit (gr/bhp-hr)	Cost-Effectiveness (\$/ton)	Cost Ref.	Comment
Reciprocating Engines > 500 hp	Rich-burn	NSCR - 80 - 90%	9, 14	3.0	< 2,500	9	Cost for 500 hp unit @ 20% C.F.
	Lean-burn	LEC - 80 - 90%	9, 14	3.0	< 2,500	9	Cost for 500 hp unit @ 20% C.F.
	Distillate compression	SCR - 80 - 90%	9, 14	3.0	< 2,500	9, 7	Cost for 500 hp unit @ 20% C.F.
	Dual fuel compression	LEC - 80 - 90%	9, 14	3.0	< 2,500	9	Cost for 500 hp unit @ 20% C.F.
	Biogas fired	NA	14	3.0	NA		Inherently low emitting

Source Category	Base Emission Rate (ppm @ 15% O2)	Control Technology and Efficiency	Control Ref.	RACT Emission Limit (ppm @ 15% O2)	Cost-Effectiveness (\$/ton)	Cost Ref.	Comment
Simple CTs > 50 MW	200	Steam/Water Inj. - 60 - 70%	7, 14	65	< 2,500	7	Interpolated cost-effectiveness for 25 and 100 MW units @ 25% C.F.
	99 - 430	DLN - 90%+	7, 14	25	< 1,300	7	Cost-effectiveness for 25 MW unit @ 25% CF
Simple CTs 25 - 50 MW	200	Steam/Water Inj. - 50 - 60%	7, 14	110	< 2,100	7	Cost-effectiveness for 25 MW unit @ 25% C.F.
	99 - 430	DLN - 80 - 90%	7, 14	42	< 1,300	7	
Combined Cycle CT > 10 MW	200	Steam/Water Inj. - 60 - 80%	7, 14	42	< 2,500	7	Interpolated cost-effectiveness for 5 and 25 MW units @ 90% C.F.
	99 - 430	DLN 80- 90%	7, 10	< 25 MW = 42 > 25 MW = 9	< 2,500	7	
Biogas fired combustion turbines	25 - 35	NA	10, 14	35			Inherently low emitting

**Table A2. Summary of RACT Source Categories and RACT Controls (continued)**

Source Category	Base Emission Rate	Control Technology and Efficiency	Control Ref.	RACT Emission Limit	Cost-Effectiveness (\$/ton)	Cost Ref.	Comment	
Glass Furnace	10 lbs/ton of glass	Oxy-firing	7	2.0 lbs/ ton of glass	<2,500	7	Oxy-firing during rebuild can pay for itself.	
Lime Kiln > 50 mmBtu/hr	Natural Gas	LNB	10	0.10	700 – 2,200	7	- Assume same cost as boilers for NG, DO, RO.	
	distillate oil		10	0.12 lbs/mmBtu	< 2,300	7		
	residual oil		10	0.15 lbs/mmBtu	< 1,600	7		
Asphalt Plants > 65 mmBtu/hr	coal	mid-kiln firing	10	0.60 lbs/mmBtu	< 1,000	7	-Controls based on WDNR BACT analysis.	
	coke		11	0.70 lbs/mmBtu		7		-Cost based on cement plants
	Natural Gas		10	0.15 lbs/mmBtu		7		assume same as process heater
Asphalt Plants > 65 mmBtu/hr	distillate oil	LNB – 50%	10	0.20 lbs/mmBtu	<2,300	7	costs. Asphalt plants fire multiple fuels	
	residual oil	LNB – 50%	10	0.27 lbs/mmBtu	< 2,500	7		
		LNB – 50%	10		< 1,500	7		

U.D - undetermined



## Evaluation of Coal-fired Boilers

Large coal-fired boilers represent more than 90% of the stationary source NO<sub>x</sub> emission in Southeastern Wisconsin. These boilers include 13 very large units used for electricity generation and 3 smaller units used to generate steam for industrial processes or space conditioning.

In the RACT evaluation for these boilers, we considered the following control technologies:

- Over-fire Air
- Low NO<sub>x</sub> Burners
- Selective Non-Catalytic Reduction (SNCR)
- Selective Catalytic Reduction (SCR)

I evaluated these control technologies singularly and in various combinations. There are also a number of factors which affected the application and effectiveness of these technologies to the coal boilers including unit size, fuel type and firing configuration. The technologies and control assumptions evaluated for each type of boiler is illustrated in Table A5.

For boilers greater than 500 mmBtu/hr, we used, control costs and control effectiveness from EPA's base data used for running the Integrated Planning Model (1). However, this size class of boilers in Wisconsin is comprised totally of electric utility boilers which in some case have already implemented the same or similar controls to those being evaluated. Therefore, where available, we incorporated information for cost submitted to the Public Service Commission in certificates of authorization and effective emission rates reported to the department. In cases where there is a significant difference, uncontrolled emission rates are included for both the general category and for the specific unit based on historic reported rates.

For boilers less than 500 mmBtu/hr, the application of technology is based primarily on EPA's recent compilation of control options for industrial boilers (6). Other sources were utilized as reference in applying the control information (4) (7).

Along with the average cost of control from an uncontrolled basis, we calculated the marginal cost of control for each option. This demonstrates the relationship of combining technologies as well as testing the incremental cost for emission units with existing controls. The incremental or marginal cost of installing additional control did not appear excessive for any option where the average cost of total control was less than the \$2,500 per ton ceiling.

**Table A5. Summary of the Evaluation of Control Technologies for Wisconsin Specific and Typical Source Category Coal-Fired Boilers.**

Boiler Size Class (mmBtu/hr)	Firing Configuration	Facility	Unit	Firing Capacity (mmBtu/hr)	Mega-watts	Base Emission Scenario	Base Emission Rate (lbs/mmbtu)	Technology	Control Efficiency	Annual Cost (\$M)	Controlled Emission Rate (lbs/mmBtu)	Controlled Emission Rate w/ C.M. (1)	Cost of Measure (\$/ton) (2)	Average Cost of Control (\$/ton) (3)
> 1000	wall-fired	Pleasant Prairie	1	6,158	580	AU	0.46	*SCR	85%	14,695,949	0.07	0.09	1,605	1,605
> 1000	wall-fired	Pleasant Prairie	2	6,158	580	AU	0.46	*SCR	85%	12,710,697	0.07	0.09	1,364	1,364
> 1000	arch-fired	South Oak Creek	5	2,298	258	AU	0.24	*Tertiary Air	25%	525,076	0.18	0.18	1,106	1,106
> 1000	arch-fired	South Oak Creek	6	2,283	260	AU + tertiary air	0.18	SCR	61%	4,689,040	0.07	0.09	5,396	5,396
> 1000	tangential	Edgewater	5	4,366	380	AU	0.22	LNC3	40%	928,753	0.13	0.13	749	749
> 1000	tangential	South Oak Creek	7 / 8	2,608	280	AU	0.39	*LNC2	64%	912,749	0.14	0.14	327	327
> 1000	tangential	South Oak Creek	7 / 8	2,608	280	AU	0.39	SCR	82%	5,381,213	0.07	0.09	1,506	1,506
> 1000	tangential	South Oak Creek	7 / 8	2,608	280	AU + LNC2	0.14	SCR	35%	2,420,571	0.09	0.11	4,411	988
> 1000	tangential	South Oak Creek	7 / 8	2,608	280	AU + LNC3	0.13	SCR	46%	7,279,567	0.07	0.09	2,765	2,765
> 1000	tangential	Edgewater	5	4,366	380	CU	0.46	SCR	85%	7,279,567	0.07	0.09	1,500	1,913
> 1000	tangential	South Oak Creek	7 / 8	2,608	280	AU	0.39	*LNC2	64%	912,749	0.14	0.14	327	327
> 1000	tangential	South Oak Creek	7 / 8	2,608	280	AU	0.39	SCR	82%	5,381,213	0.07	0.09	1,506	1,506
> 1000	tangential	South Oak Creek	7 / 8	2,608	280	AU + LNC2	0.14	SCR	35%	2,420,571	0.09	0.11	4,411	988
> 1000	tangential	South Oak Creek	7 / 8	2,608	280	CU	0.46	SCR	85%	7,279,567	0.07	0.09	1,500	1,913
> 1000	cyclone	Edgewater	4	3,529	330	AU	0.79	*OFA + SB	67%	2,533,848	0.26	0.26	461	461
> 1000	cyclone	Edgewater	4	3,529	330	AU	0.79	SCR	90%	6,102,790	0.08	0.10	827	827
> 1000	cyclone	Edgewater	4	3,529	330	AU + OFA + SB	0.26	SCR	73%	6,102,790	0.07	0.09	3,095	1,156
500 - 1000	wall-fired (HHR)	Valley	1 - 4	846	64	AU	0.47	*LNB	23%	283,705	0.36	0.36	1,169	1,169
500 - 1000	wall-fired (HHR)	Valley	1 - 4	846	64	AU	0.47	LNB + upgrade	40%	317,490	0.28	0.32	782	782
500 - 1000	wall-fired (HHR)	Valley	1 - 4	846	64	AU + LNB w/ upgrade	0.28	OFA	26%	113,816	0.21	0.24	748	773
500 - 1000	wall-fired (HHR)	Valley	1 - 4	846	64	AU + LNB w/ upgrade	0.28	SCR	36%	576,763	0.18	0.22	2,550	1,379
500 - 1000	wall-fired (HHR)	Valley	1 - 4	846	64	AU + LNB w/ upgrade	0.28	OFA + SNCR	52%	690,579	0.13	0.16	2,213	1,404
500 - 1000	cyclone	Edgewater	3	844	60	AU	0.79	*OFA / SB	62%	1,044,356	0.30	0.30	834	834
500 - 1000	cyclone	Edgewater	3	844	60	AU + OFA	0.30	SNCR	40%	878,133	0.18	0.22	2,841	1,232
500 - 1000	cyclone	Edgewater	3	844	60	AU + OFA	0.30	SCR	75%	2,061,858.81	0.08	0.09	3,558	1,696
500 - 1000	cyclone	Edgewater	3	844	60	CU	0.86	OFA	50%	1,044,355.59	0.43	0.49	943	943
500 - 1000	cyclone	Edgewater	3	844	60	CU + OFA	0.43	SNCR	40%	662,400.00	0.26	0.31	1,982	2,308
500 - 1000	cyclone	Edgewater	3	844	60	CU + OFA	0.43	SCR	75%	2,061,858.81	0.11	0.13	2,482	1,603
< 250 mmBtu/stoker		Milwaukee County	1 - 3	140		AU + OFA	0.45	SNCR - Urea	60%	see note (4)	0.18	0.22	2,384	2,384
< 250 mmBtu/stoker		Milwaukee County	1 - 3	140		CU	0.53	SNCR - Urea	60%	see note (4)	0.21	0.25	2,384	2,384

Base Emission Scenario – This is the emission basis for applying control technologies. AU = actual uncontrolled emissions of the unit based on historic data. CU = a typical uncontrolled emission rate for emission units in that source category.  
 Technology definitions – OFA = overfire air, LNB = low NOx burners, LNC = low NOx burners with coupled overfire air, SB = smart burn (patented optimization process), SNCR = selective non-catalytic reduction, SCR = selective catalytic reduction  
 \* These are existing controls with demonstrated control efficiency and emission rates.  
 The shaded areas illustrate a technology that was not considered to be cost-effective for the RACT determination.

- 1) C.M. is the compliance margin account for variability of controls in meeting an emission limit. The emission rate with CM is the actual demonstrated emission rate. For added controls the assumed CM is: 15% for combustion controls, 20% for SNCR, 25% for SCR.
- 2) This represents the cost-effectiveness of the measure incremental to the base emission scenario controls.
- 3) This represents the cost-effectiveness of all measures included in the base emission scenario and the additionally applied measure versus the actual or categorical uncontrolled emission rate.
- 4) The cost-effectiveness of the measure is that estimated by EPA for a coal fired boiler operating at 50% capacity converted to 2004\$ (6)

## Impact to Wisconsin Sources

The impact of the proposed RACT requirements in Southeast Wisconsin is summarized by general levels of control effort in Table A3 and by specific source category in Table A4.

The affected sources are identified and impacts calculated based on existing emission limitations in 2005 applied to historic operating levels or the unit's 2002 air emissions. We calculated the emission reductions by applying the proposed RACT emission limit or representative control efficiency. For asphalt plants, reciprocating engines, process heater, and metal furnaces, source categories units are screened by comparing reported emissions to the potential emissions of an uncontrolled source.

The RACT emission limitations represent a 30% to 90% reduction (from uncontrolled emission rates) with an estimated cost-effectiveness ranging from \$500 to \$2,500 per ton of reduction. The emission limitations represent an estimated reduction of approximately 14,919 tons per year of from the estimated base NO<sub>x</sub> emission levels.

**Table A3. Proposed RACT Control Levels, Cost Effectiveness, and Estimated Wisconsin Source Reductions.**

Control Categories (1)	Base NO <sub>x</sub> Emissions (tons/year) (2)	Reduction from uncontrolled emission rates (3)	Estimated RACT Cost-Effectiveness (\$/ton) (4)	Estimated NO <sub>x</sub> Reduction w/ RACT Limits (tons/year)
EGU coal fired boilers (5)	26,864 tpy (13 units)	50 - 90% Comb. Mods, SNCR, SCR	1,000 - 2,200	14,277 tpy (47% reduction)
Coal fired boilers < 500 mmBtu/hr	277 tpy (3 units)	50% Comb. Mods, SNCR	2,000 - 2,500	138 tpy (50% reduction)
Gas and oil fired source categories (gas and oil fired) <sup>b</sup>	1,138 tpy (60/25 units) <sup>(5)</sup>	30 - 90% Comb. Mods. / NSCR	300 - 2,500	504 tpy (44% reduction)
Total	28,279 tpy (41 units)		300 - 2500	14,919 (53%)

1) Solid fuel boilers greater than 500 mmBtu/hr are large electric utility coal-fired boilers. Solid fuel boilers smaller than 500 mmBtu/hr include smaller electric utility and industrial sized solid fuel boilers. "Other Source Categories" include gas and oil boilers, combustion turbines, furnaces, asphalt plants, lime kilns, reciprocating engines, and heating processes.

2) EGU coal boiler emissions represent 2005 ozone season emission rates multiplied by an average of the highest 3 years of heat input for each unit between 2000 and 2004. Coal boiler < 500 mmBtu/hr and gas and oil fired source category emissions are based on 2002 primary combusted fuels, ozone season utilization levels, and emissions adjusted for NR 428 emission limits which became effective in 2003.

3) Percent reductions are from an uncontrolled basis. Combustion modifications = overfire air and low NO<sub>x</sub> burners. SCR = Selective catalytic reduction. SNCR = Selective non-catalytic reduction.

4) The presented cost-effectiveness represents the calculated "average" cost of reduction from an uncontrolled or initial emissions level as defined for each source category.

5) 60 units equals total number in source categories / 26 units equals number of units expected to subject to emission limits and require additional control.

Note: The estimate of affected units and emissions is based on emission units estimated to be in a RACT source category. The actual number of affected units in the "Others Source Categories" is expected to be lower due to units being at facilities with a PTE < 100 TPY or being classified as low operating units.

**Table A4. Estimated Impact of RACT applied to Wisconsin Sources.**

RACT Source Category	Sources in RACT Category (1)					Impact of RACT Requirements			Proposed RACT Control	
	No. of Units	Est. NOx Emissions (tons) (2)	Emission Intensity (tons/unit)	No. of units adding controls under RACT (3)	Est. NOx reduction from Base emissions (tons)	Percent reduction from Base emissions	RACT Control Technologies	Estimated Control Cost from Uncontrolled Levels (\$/ton) 2004\$		
<b>Source Categories subject to Emission Limits:</b>										
Solid Fuel Boilers > 1000 mmbtu/hr	8	22,685	2,836	8	12,354	54%	SCR, CM + SNCR	1,000 - 2,200		
Solid Fuel Boilers > 500 mmbtu/hr	5	4,179	836	5	1,923	46%	C.M. + SNCR	1,000 - 2,000		
Solid Fuel Boilers > 250 mmbtu/hr	0						C.M. + SNCR			
Solid Fuel Boilers < 250 mmbtu/hr	3	277	92	3	138	50%	C.M. + SNCR	2,200 - 2,500		
Gaseous and Oil Boilers	16	131	8	0	0	0%	LNB, LNB + GR	800 - 2,500		
EGU Combustion Turbines	9	262	29	4	74	28%	DLNB, S.I.+W.I.	2000 - 2500		
Industrial Combustion Turbines	6	75	13	2	63	84%	DLNB	1,500 - 2,500		
Lime Kilns	0						C.M.	1,500 - 2,000		
Glass Furnaces (4)	2	97	49	0	0	0%	Oxy-Fire	< 2,500 (a)		
Furnaces	5	135	27	5	81	60%	LNB	500 - 1,500		
Asphalt Plants (5)	7	65	9	0	0	0%	LNB	800 - 2,500		
Process Heating	3	107	36	3	64	60%	LNB	800 - 2,500		
Reciprocating Engines	12	266	22	11	222	83%	LEC, NSCR, SCR	< 2,000		
<b>Total for Units Affected by Emission Limits</b>	<b>76</b>	<b>28,279</b>		<b>41</b>	<b>14,919</b>	<b>53%</b>				

**Notes:**

- 1) No. of units reflect total number of units in the identified RACT source category regardless of major source status and not considering exemptions.
- 2) EGU coal boiler emissions represent emission rates in 2005 in meeting current NR 428 requirements and an average heat input. Industrial emissions represent 2002 emissions adjust according to NR 428 emission limitations effective in 2005.
- 3) Emission units which are not expected to meet exemptions which do not already controlled to the RACT emission limit level.
- 4) Glass Furnaces emitted over 700 tons per year prior to 2001. However, St. Gobain converted to oxy-fire to upgrade furnaces and reduce fuel cost by 2005. The RACT limit is consistent with oxy-fire operation.
- 5) The owners and operators of most asphalt plants are entering into a general permit which restricts the facility PTE to less than 25 TPY.
- a) Oxy-firing is a significant rebuilding which extends plant life. Cost attributable to NOx reduction < 2,000. (7)

## References

- 1) Cichanowicz, et al. *100 GW of SCR: Installation Status and Implications of Operating Performance on Compliance Strategies*.
- 2.a) United States Environmental Protection Agency, Office of Air and Radiation. September 2005, *Standalone Documentation for EPA Base Case 2004 (V2.1.9) Using the Integrated Planning Model*, EPA 430-R-05-011.
- 2.b) United States Environmental Protection Agency, Office of Air and Radiation. November 2006, *Documentation for EPA Base Case 2006 (V3.0) Using the Integrated Planning Model*.
- 3) WDNR, 2006. Actual emission rates submitted in compliance reports for NR 428.05 requirements. Bureau of Air Management.
- 4) United States Environmental Protection Agency, Office of Air and Radiation. October 2000 *Air Pollution Control Cost Manual, Section 4.2 NOx Post-Combustion*. EPA/452/B-02-001
- 5) Public Service Commission, Submittals by electric utilities to obtain certificate of authority for equipment installations, Public Docket.
- 6) United States Environmental Protection Agency. October 2003, *Preliminary NOx Controls Cost Estimates for Industrial Boilers*. By Sinkander Khan.
- 7) STAPPA/ALAPCO, July 1994. *Controlling Nitrogen Oxides Under the Clean Air Act: A Menu of Options*.
- 8) United States Environmental Protection Agency, Office of Air and Radiation., 1993. *NOx Available Control Technologies for Reciprocating Engines*. Chapter 5 available online.
- 9) EC/R Incorporated, September 2000. *Stationary Reciprocating Internal Combustion Engines Updated Information on NOx Emissions and Control Techniques*. EPA contract No. 68-D98-026.
- 10) WDNR, 2001. *Control of Nitrogen Compound Emissions*. s. NR 428. Wis Adm Code
- 11) WDNR, 2006. *BACT analysis of new lime kiln at Superior Lime*. Bureau of Air Management.
- 12) WDNR, 2006. *2002 Air Emissions Inventory and compliance submittals*. Bureau of Air Management.
- 13) United States Environmental Protection Agency, Office of Air and Radiation. March 1994, *Alternative Control Techniques Document – NOx Emissions from Industrial/Commercial/Institutional (ICI) Boilers*, EPA 452/R-94-022.
- 14) Public comments received on the proposed RACT emission limits. WDNR, Bureau of Air Management, March 19, 2007.

## List of Acronyms

- CM, Comb. Mod. – combustion modification
- DLNB – dry low NOx burner
- OFA – overfire air
- GR – gas recirculation
- LEA – low excess air
- LEC – low emission combustion
- LNC2, 3 – low NOx concentric firing
- LNB – low NOx burner
- Oxy-firing – processed oxygen used for combustion in place of air
- SI – steam injection
- SCR – selective catalytic reduction
- SNCR – selective non-catalytic reduction
- WI – water injection
- HHR – High Heat Release
- LHR – Low Heat Release

**Attachment B. Analysis of Electric Utility NOx Emissions under the proposed CAIR and RACT rules.**

Facility	Unit ID	Heat Input -- Ave of top 3, 2000-2004	NOx Emissions by Program and Compliance Year					
			2009		2012		2015	
			(a) CAIR I Allocations (2009 - 2014)	EGU RACT Limits	EGU RACT Limits	EGU RACT Limits	RACT Emissions Averaging (Less 10%)	(b) CAIR II Estimated Allocations
Pleasant Prairie	1	48,186,350	3,528	3,614	2,409	2,168	3,012	
Pleasant Prairie	2	49,036,435	3,578	3,678	2,452	2,207	3,065	
South Oak Creek	5	15,827,661	1,173	1,424	1,424	1,282	989	
South Oak Creek	6	15,728,881	1,200	1,416	1,416	1,274	983	
South Oak Creek	7	22,396,506	1,618	1,680	1,120	1,008	1,400	
South Oak Creek	8	21,363,295	1,630	1,602	1,068	961	1,335	
Valley	1	4,412,992	224	441	331	298	276	
Valley	2	4,279,358	224	428	321	289	267	
Valley	3	4,718,643	224	472	354	319	295	
Valley	4	4,664,807	224	466	350	315	292	
Edgewater	3	5,151,457	338	515	386	348	322	
Edgewater	4	20,756,100	1,576	1,557	1,038	934	1,297	
Edgewater	5	28,547,851	2,136	2,141	1,427	1,285	1,784	
<b>Total Emissions (tons) ==&gt;</b>			<b>17,673</b>	<b>19,434</b>	<b>14,096</b>	<b>12,687</b>	<b>15,317</b>	
<b>Reduction Below CAIR I (tons) ==&gt;</b>				<b>(1,761)</b>	<b>3,577</b>	<b>4,986</b>		
<b>Reduction Below CAIR II (tons) ==&gt;</b>				<b>(4,117)</b>	<b>1,220</b>	<b>2,630</b>		

<b>Total Emissions less 15% compliance margin for meeting RACT emission limit (c) (tons) ==&gt;</b>	<b>17,673</b>	<b>16,519</b>	<b>11,982</b>	<b>10,784</b>	<b>22,585</b>
---	---------------	---------------	---------------	---------------	---------------

- a) The first phase CAIR allocations are those contained in the proposed rule Board Order AM-03-06.
- b) The CAIR allocations are determined on an ongoing basis after 2014. The allocations are estimated here by EPA's analysis indicated a program-wide emission rate of ~ 0.125 lbs/mmBtu.
- c) A compliance margin is applied to meeting only an emission limit in estimating actual emissions. Under the CAIR program allocations may be purchased to address a shortfall in emission allocations.



## Attachment C

### Summary of Public Comments and Department Responses

The Natural Resource Board approved the draft RACT rule for public hearing and comments at its January, 2007 Board meeting. A public hearing was on March 15, 2007 in Milwaukee. Twelve people attended the hearing. WE Energies, Alliant Energy, and Wisconsin Manufacturers and Commerce, testified opposing major portions of the rule. Sierra Club/Clean Wisconsin testified in support of the rule, but suggested changes to strengthen the emission limits in the rule. Additionally, written public comments were accepted through March 19<sup>th</sup>, 2007. The Department received 14 sets of written comments. This document summarizes the public comments and the Department's responses to comments.

#### 1. Implementation of the Clean Air Interstate Rule Satisfies the NOx RACT Requirement.

##### **Comments:**

WMC, WE Energies, and Alliant indicated that implementation of the Clean Air Interstate Rules for EGUs was enough to satisfy the NOx RACT requirement. The commentors quoted several EPA documents making a similar statement.

##### **Response:**

The Department disagrees with this position for the following reasons.

- The NOx RACT requirement and the CAIR program are developed to address 2 distinct provisions of the Clean Air Act. NOx RACT is a direct requirement of the §§ 172(c) and 182(b)(1)(A) and (2) and (f) of the Act [42 USC 7502(c) and 7511a(b)(1)(A) and (2) and (f)] which require that major sources of NOx (and VOCs) in ozone nonattainment areas be subject to emission limits that represent Reasonably Available Control Technology (RACT). CAIR is an EPA program developed by federal rule to assist states in meeting the SIP requirements of § 110(a)(2)(D) of the Act [42 USC 7410(a)(2)(D)]. That provision requires a state SIP to include provisions prohibiting emission sources in the state from interfering with another state's ability to attain and maintain ambient air quality standards.
- EPA issued its conclusion that CAIR=RACT for electric generating units (EGUs), as part of EPA guidance for implementation of the 8-hour ozone standard ("Phase 2" of the Final Rule to Implement the 8-Hour Ozone National Ambient Air Quality Standard) in November 2005 (70 Federal Register 61611, November 29, 2005). EPA subsequently requested additional public comment of its CAIR=RACT conclusion in December, 2006 (71 Federal Register 75902, December 19, 2006). EPA has not yet responded to the additional public comments on its conclusion that CAIR=RACT for EGUs.
- EPA's Phase 2 guidance allows, but does not require, states to conclude those EGUs subject to and complying with CAIR meet NOx RACT requirements for EGUs.
- EPA's conclusion that CAIR=RACT for EGUs is based on EPA's analysis that the application of the CAIR NOx budget in the 28-state region in the eastern part of the country will result in more emission reductions in that region than the reductions accomplished by applying NOx RACT to those EGUs located just in the nonattainment areas in the same region.
- The CAIR rules are based on establishing a NOx emissions budget for each state calculated by allocating NOx emission allowances for EGUs within the state. The focus of the CAIR rules is a regional cap and trade program which allows an EGU to meet its CAIR emissions cap by installing controls or by purchasing allowances from another EGU within the 28-state region that has over complies with its emissions cap. Under the CAIR program, there is no assurance that a specific EGU will install NOx controls to comply with its emissions cap. Instead, an EGU could achieve compliance with CAIR through the purchase of allowances from an over complying EGU.
- EPA's guidance does not address the issue of how its conclusion that CAIR=RACT for EGUs complies with (or overrides) the specific Clean Air Act requirement that a state's SIP require NOx

RACT emission limits for all major sources within an ozone nonattainment area. Federal courts have repeatedly held that EPA's guidance cannot override a specific CAA requirement. For example, on December 22, 2006, the D.C. Circuit Court of Appeals vacated EPA's April 2004 rule ("Final Phase 1 Rule to Implement the 8-Hour Ozone National Ambient Air Quality Standard") because of the Court's finding that provisions of the rule were contrary to the anti-backsliding provision (§ 172(e)) [42 USC 7502(e)] of the Clean Air Act. *South Coast Air Quality Management District v. EPA*, 472 F.3d 882 (D.C. Cir. 2006).

- Because EPA's conclusion that CAIR=RACT for EGUs is not consistent with a specific Clean Air Act requirement (i.e., that all major sources of NOx emissions in an ozone nonattainment area are subject to NOx RACT), a state's reliance on EPA's conclusion could subject the state's SIP to a legal challenge.

For these reasons, the Department has included NOx RACT emission limits for all major NOx sources, including EGUs, in the ozone nonattainment areas in the proposed rule, in compliance with the Clean Air Act requirements for ozone SIPs. In addition, the Department has included a specific provision in the proposed NOx RACT rule which allows an EGU to demonstrate that the emission reductions that the EGU achieves in complying with the CAIR requirements constitute compliance with the NOx RACT emission limitation requirements of the proposed rule.

Specifically, section NR 428.26(2) of the proposed rule provides:

"CAIR EMISSIONS UNITS. The owner or operator of an emission unit which is subject to the emission reduction requirements of the clean air interstate rule (CAIR) under 40 CFR part 97 may demonstrate that the NOx emission reductions achieved by the emissions unit in complying with the CAIR requirements constitute compliance with the NOx RACT emission limitation requirements of this subchapter."

This provision balances the specific requirement of the Clean Air Act to set NOx RACT emission limits for all major NOx sources in an ozone nonattainment area with the recognition that individual EGUs may meet both their CAIR requirements and their NOx RACT requirements through the installation of NOx emission controls which are designed and operated to meet both regulatory requirements. This provision contrasts with the opportunity provided by EPA guidance that allows states to rely on EPA's "generic" finding that CAIR=RACT for EGUs, an option which is in direct contradiction of the Clean Air Act requirement that NOx RACT be applied to all major sources in an ozone nonattainment area..

## 2. Cost for RACT Controls.

### **Comments:**

Alliant, WIEG, WMC commented that DNR's \$2,500/ton upper limit for RACT controls was too high. The commentors cite a 1994 EPA document that they claim establishes a \$1,300/ton limit on the application of NOx RACT. They cite additional documentation included in EPA guidance, including the Phase 2 Implementation plan for the 8-hour ozone standard and the NOx SIP Call. WMC further claims that the DNR's application of the consumer price index to adjust to current year dollars is inaccurate. WMC claims that calculation of the maximum control costs should be based on the incremental costs and not calculated from an uncontrolled level.

ANR Pipeline indicates, "The costs and stringency associated with compliance approaches that may be appropriate for electric generating units (EGUs) are not appropriate for smaller industrial facilities... [B]ased on ANR's experience, requirements related to issues such as applicability thresholds, emission limits, and compliance monitoring and testing are more stringent and costly for the Proposed Rule than typical NOx RACT rules or EPA's NOx SIP Call." ANR also indicates that the control costs are underestimated.

Clean Wisconsin and Sierra Club commented that the \$2,500/ton limit is too low. They cite data from other states where RACT was established in other states including the Ozone Transport Commission, South Carolina and California. In these states NOx control was found reasonable in ranges at \$3,500/ton to as much as \$10,000 in California.

**Response:**

DNR reviewed the comments and affirms its original analysis and determination that an upper limit of RACT should be calculated from a level of \$2,500/ton based on reductions from an uncontrolled level. The basis for EPA's 1994 document is even older documents that are quite dated. The technology of NOx control and costs has change considerably since then. DNR believes that the strongest argument for establishing a \$2,500/ton limit is EPA's NOx SIP Call. Quoting from EPA's NOx SIP Call rule: "The NOx controls for this rulemaking were considered highly cost effective for the purposes of reducing ozone transport to the extent they achieve the greatest feasible emissions reduction but still cost no more than \$2,000 per ton of ozone season NOx emissions removed (in 1990 dollars), on average, for each subcategory." DNR believes that if EPA determined that \$2,000/ton was highly cost effective that DNR could reasonably determine that \$2,500/ton meets the reasonable test for NOx RACT in Wisconsin.

3. Intra-Facility and Multi-Facility Averaging.

**Comments:**

Sierra Club and Clean Wisconsin object to inclusion of multi-facility averaging. They cite EPA's definition of RACT as "the lowest emission limit that a particular source is capable of meeting by application of control technology that is reasonably available..." Additionally they cite environmental justice concerns if RACT level of controls are not applied at WE Energies Valley Plant in downtown Milwaukee.

Although not specifically addressed in Alliant's or WE Energies' comments, it was apparent to DNR staff during initial rule development that multi-facility averaging is a critical compliance component for electric generating units in the rule.

**Response:**

Multi-facility averaging is a compliance option in the rule. In order to take advantage of the compliance option sources must obtain an additional 10% emission reduction beyond the source specific requirements. EPA's guidance document, *Improving Air Quality with Economic Incentive Programs*, provides the basis for application of an economic incentive program as the justification for the 10% additional emission reduction needed to implement an economic incentive program. Additionally, ozone is a regional pollutant. The production of ozone resulting from NOx emissions at power plants occurs far downwind from the source of NOx. The DNR is concerned about environmental justice, but in this case, people living in the vicinity of the smoke stacks are not exposed to higher concentrations of ozone than people living at greater distances.

4. Application of a Compliance Margin to Calculate RACT Emission Limits.

**Comment:**

Sierra Club and Clean Wisconsin argue that there is no need for a compliance margin in the rule, since they feel a compliance margin is already built into the proposed emission limits and the multi-facility averaging provides an additional compliance margin.

**Response:**

A compliance margin accommodates unforeseen circumstances such as control equipment that does not operate as efficiently as planned. Therefore, the Department affirms that inclusion of the compliance margin is appropriate in determining a RACT emission limit.

5. Definition of RACT Existing, NR428 meets RACT

**Comment:**

WMC argues that the existing NR428 meets the NOx RACT requirement.

**Response:**

The Department disagrees with WMC's conclusion. Existing NR428 was created to meet rate of progress requirements for the 1-hour ozone standard. In the 1-hour attainment demonstration, the Department determined that additional emission reductions, enough to accelerate attainment by at least one ozone season, were not economically feasible. To accelerate attainment, a very large

amount of NOx emissions would need to be reduced over a short time. Given the limited number of opportunities for cheap, fast emission reductions in the Milwaukee area, Department staff found accelerating attainment infeasible when they developed the attainment demonstration for the 1-hour standard.

#### 6. Combustion Tuning

**Comments:**

Clean Wisconsin supports the inclusion of combustion tuning in the rule, citing energy efficiency and cost effectiveness concerns.

Alliant, ANR Pipeline, Engine Manufacturers Association, WE Energies, Wisconsin Industrial Energy Group, Wisconsin Paper Council, and WMC cite numerous problems with the combustion tuning requirements. These commentors indicate, due to fuel prices, most sources already tune their boilers and therefore the requirement is unnecessary. These commentors also cite the modest emission reductions, stack testing and reporting requirements as problematic. ANR Pipeline indicated that combustion tuning should be eliminated for IC engines and turbines.

EPA indicated that alternative methods for combustion tuning that are approved by the Department must also be approved by EPA.

**Response:**

The Department proposes to drop combustion tuning from the NOx RACT rule. This provision wouldn't have accounted for very large emission reductions because it would have applied to smaller sources and some of the reductions will be achieved through voluntary combustion tuning.

The Department may consider combustion tuning in future air quality related initiatives such as PM2.5 or ozone attainment demonstrations, reasonable progress for haze or climate change proposals. In these new initiatives, DNR will work with industrial representatives to address their concerns and streamline testing and reporting requirements.

#### 7. Emission Limits for EGUs

**Comments:**

Sierra Club and Clean Wisconsin indicate that the 2009 emission limits for power plants are too lenient. David Bender provided data for power plants in Kentucky and Texas showing that a continuous NOx emission limit at 0.04 lbs/mmBtu is not unreasonable.

**Response:**

DNR developed 2009 emission limits for power plants considering the time frame needed to permit and install operating equipment by 2009. Given that there are only two years before the May 1, 2009 compliance date, it is simply not possible to acquire funding, permit and install major pieces of control equipment such as SCR. Additionally, DNR developed emission limits capped at \$2,500/ton. While it is true that NOx emission limits in the 0.04 lbs/mmBtu range can be achieved for various control equipment configurations, those control configurations are more costly than \$2,500/ton.

#### 8. Emission Unit Exemptions

**Comments:**

EPA indicates that any exemptions must be for sources where application of RACT is technologically or economically unreasonable. EPA goes on to indicate that the once in always in policy applies for sources that are required to install RACT controls. EPA also suggests language changes to clarify sources exempted due to federally enforceable limits.

James McCarthy, suggests creating a cut-off for combustion turbines, below which the sources would be exempt. WMC suggests increasing the exemption for low capacity units during the ozone season. Solar Turbine suggests exempting combustion turbines less than 25 MW

**Response:**

The Department modified the proposed exemptions to define emergency, auxiliary, and backup units which would normally qualify under the low operating unit exception. In addition, the Department has revised the capacity factor used in calculating the utilization threshold to 20% for all source categories, increased the threshold to 75 tons per year in the revised rule, and created an exemption size threshold for simple cycle turbines at 25 MW.

9. In Attainment – No RACT Is Justified.

**Comment:**

WMC argues that RACT is not justified, since the area has already or will attain the 8-hour ozone standard in the near future.

**Response:**

Any regulatory requirement that should have been on the books at the time a re-designation request is submitted must still be adopted for the re-designation request to be complete. The NOx RACT submittal was due to EPA in September 2006. As such it is a past due requirement of the nonattainment areas and is necessary for EPA to consider approving our redesignation requests that will be submitted later this year. Notwithstanding the need to submit NOx RACT rules to support the redesignation requests, there are other reasons to develop and submit NOx RACT rules.

- a. Sheboygan County remains in nonattainment status. A statistical analysis prepared by the DNR indicates that Sheboygan County has less than a 10% chance of attaining the 8-hour ozone standard after the 2007 ozone season.
- b. EPA promulgated a new fine-particle standard in October 2006. Monitoring data from the most recent three years indicates that the Milwaukee/Waukesha area is violating that new fine-particle standard. NOx RACT will be a necessary part of any attainment plan for the fine-particles in Milwaukee/Waukesha nonattainment area.
- c. EPA is in the process of promulgating a new ozone standard. They are under court order to finalize the standard by March 2008. The Clean Air Science Advisory Committee (CASAC), EPA's advisory group on air quality standards indicates, "There is no scientific justification for retaining the current primary 8-hr NAAQS of 0.08 parts per million (ppm), and ... Therefore, *the CASAC unanimously recommends a range of 0.060 to 0.070 ppm for the primary ozone NAAQS.*" If the standard is revised as CASAC recommends, it is very likely that the Milwaukee area will once again violate the ozone standard. RACT will once again be a requirement. Since there is a significant public health benefit to the NOx RACT rules, it is prudent to continue with RACT rules now instead of waiting for requirements from implementing a new standard.
- d. NOx RACT rules will provide a significant public health benefit. Based on EPA's COBRA benefits model, the costs savings in public health benefit will be approximately \$80,000,000/year, or about twice the cost of compliance.

10. Temporary Waivers for Outages

**Comment:**

Alliant suggested adding temporary waivers from emission limits to accommodate outages.

**Response:**

The Department believes that there is a need for a waiver for unforeseen circumstances that affect the reliability of the electric grid. That need for unforeseen circumstances is adequately covered in the rule. The Department does not agree that there is a need to provide such a waiver for planned outages.

11. Competitive Disadvantage

**Comment:**

WMC indicates that application of RACT in the Wisconsin's non-attainment area will put Wisconsin sources at a competitive disadvantage.

**Response:**

Application of RACT is required by federal law. Further, for example, the Chicago 8-hour ozone nonattainment area is immediately adjacent to the Milwaukee nonattainment. Illinois is in the process of developing NOx RACT rules as well. Illinois current proposal includes a statewide NOx RACT with

emission limits commensurate with those in Wisconsin's proposed rule. Additionally, Illinois has negotiated multi-pollutant agreements with their major power producers, representing about 90% of the generating capacity in the state. Those emission limits are more stringent than the ones proposed in our rule. Therefore, application of NOx RACT in Wisconsin does not appear to put our sources at a competitive disadvantage, at least, with a state that shares a border and has similar air quality circumstances to our own.

12. Compliance Schedule, Move Phase 2 Limits to 2015

**Comment:**

WIEG commented that the second phase of the RACT compliance should be moved to 2015 to make it consistent with the second phase of the Clean Air Interstate Rule.

**Response:**

The compliance date for RACT is May 1, 2009, but the Department is allowing a later final compliance date, May 1, 2013, for electric utilities to come into compliance. Because the Department believes that final compliance for large installations at power plants cannot occur within two years, the Department proposed the 2013 date in the public hearing draft. EPA must approve our SIP. From discussions with that agency, we do not believe that a later compliance date would be allowed under federal regulations and guidance. In addition, the Department did not receive any data to support the extension of the final compliance date to beyond 2013. Therefore, extending the compliance date beyond 2013 is not justified.

13. RACT Limit for Combustion Turbines

**Comments:**

Solar Turbine suggests: Breaking the combustion turbine category into subcategories; smaller combustion turbines cannot meet the emission limits without expensive add-on controls; simple-cycle gas turbines could not meet a 9 ppm limit for retrofitted equipment and recommended specific emission limits for these turbines; different limits for liquid-fired turbines; other parameters to determine compliance.

Waste Management suggested that contaminants in land-fill gas can render SCR and SNCR ineffective. Additionally, the requirements for combustion turbines make the beneficial use of land-fill gas uneconomical. Waste Management argues that there is a net reduction of using land-fill gas in combustion turbines versus flaring the gas.

**Response:**

In response to comments, the Department created an exemption size threshold for simple cycle turbines at 25 MW. The Department also adjusted emission limits for all combustion turbine categories to reflect available low NOx combustion techniques without the use of post-combustion control.

14. Definition of Wall-Fired Boiler with Maximum Heat Rate between 500 to 1000 mmBtu/hr.

**Comments:**

WE Energies suggested that DNR change the language in the rule that describes wall-fired boilers in the 500 to 1000 mmBtu/hr range to language that reflects industry standards for such boilers. The issue is large heat release for some wall-fired boilers compared to the physical size of the boiler.

**Response:**

DNR agrees with the comment and has made the suggested change.

15. Green Tier

**Comment:**

EPA indicates that inclusion of the Green Tier program as a compliance strategy will necessitate submitting the Green Tier program as part of Wisconsin's federal enforceable state implementation plan (SIP).

**Response:**

While the Department strongly supports the goals of the Green Tier program, we believe that the Green Tier program being a federally enforceable part of the SIP would delay promulgation of this rule and might be counter to the Green Tier program goals. Therefore, we've dropped the proposed Green Tier language in this rule that was only a general reference to the program anyway. The Department will continue to search for ways to take advantage of the Green Tier program to achieve superior environmental goals.

16. Alternative Monitoring Strategies

**Comment:**

EPA indicates that any alternative monitoring strategy approved by the Department must also be approved by EPA.

**Response:**

DNR has made the change to insure EPA approval.

17. Monitoring, Recordkeeping and Reporting

**Comment:**

EPA indicates that the Department's rule should clarify how records are to be kept. ANR Pipeline objected to CEMs for turbines and periodic testing for IC engines. The Engine Manufacturers Association indicates that IC engines almost always operate at full load so, only testing at 100% load is necessary. Waste Management indicates that periodic testing for IC engines burning land-fill gas is not cost effective.

**Response:**

The Department revised the rule to streamline monitoring requirements without compromising the compliance demonstration. The public hearing draft rule allowed an alternative EPA monitoring method with written approval of the department. The revised rule will allow this alternative without approval for specific source categories. Other miscellaneous modifications have been made based on comments to address consistency in test method standards and for certain source categories and to clarify portions of the rule.

18. Alternative Compliance Methods

**Comment:**

EPA indicates that averaging times longer than 30 days rolling averages need to meet requirements of a 1993 guidance memo, "Fuel Switching to Meet the Reasonably Available Control Technology Requirements for Nitrogen Oxides."

**Response:**

After subsequent discussions, EPA concluded that the compliance averaging times in the public hearing draft of the rule were approvable.

19. Electric Reliability Waiver

**Comment:**

EPA states that the rule should be clarified so that it is clear the intent is not to delay the May 1, 2009 compliance date. EPA indicates that this type of enforcement discretion has been used in the past, for instance, to allow non-spec gasoline after a refinery explosion.

**Response:**

DNR revised the rule to add EPA's approval as well as the Department's approval for the waiver.

20. No Environmental Benefit for Controlling Small IC Engines and Turbines

**Comment:**

ANR Pipeline indicates that there is no environmental benefit for controlling small units and that the minimum size threshold for internal combustion engines and for combustion turbines should be increased.

**Response:**

The Department raised exemption threshold for affected engines from 250 to 500 hp. Additionally, the Department revised emission limits for natural gas fired engines to 3.0 gr/bhp-hr.

21. Control Technology for Gas Transmission Sources

**Comments:**

ANR Pipeline indicate that natural gas transmission stations are designed with excess capacity that results in low utilization, so emission reductions are costly compared to the actual amount of reduction. ANR further comments that the proposed rule is not consistent with recent EPA action and that DNR inappropriately identified control technology for rich-burn IC engines.

**Response:**

The Department included natural gas transmission stations among the source types eligible for the reliability waiver. The Department does not agree that including this category is inappropriate.

22. Waiver for Natural Gas Transmission Stations from RACT Controls

**Comment:**

ANR Pipeline indicates that natural gas transmission stations should get a waiver from NOx RACT controls.

**Response:**

No such waiver is allowed under the federal Clean Air Act.

23. Emission Limits for Lean-Burn IC Engines

**Comment:**

The Engine Manufacturers Association commented that the emission factor and cost analysis for lean-burn IC engines was inaccurate and needs to be revised.

**Response:**

In response to this comment, the Department raised the exemption threshold for affected engines to 500 hp. Additionally, the Department revised emission limits for natural gas fired engines to 3.0 gr/bhp-hr.